

SPECIFICATIONS

Mechanical

Contact Retention Force: 1.36kg min.

Electrical

Current Rating: 3A Per Pin Min.

Dielectric Withstanding Voltage: 500V RMS

Insulation Resistance: 1000MW min.

Physical

Housing: Thermoplastic UL 94V-0 Rated In Black Color

Contact: Brass

Plating: See "ORDERING INFORMATION"

Operating Temperature: -10 to +85

SHROUDED Connector

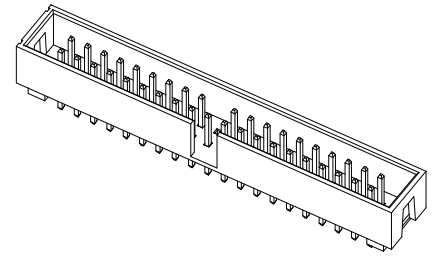
HL20 Series

Vertical, T/H Type

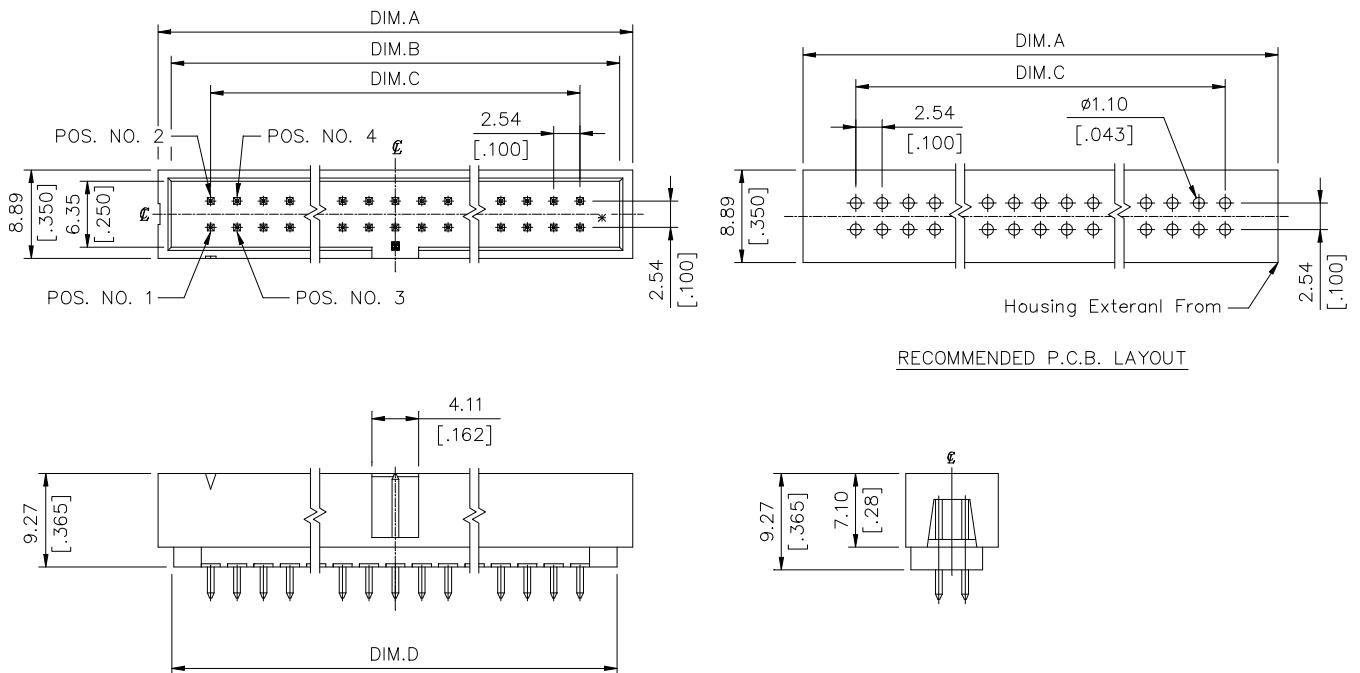
Plug

2.54mmX2.54mm

[.100] X [.100] Pitch



DRAWING



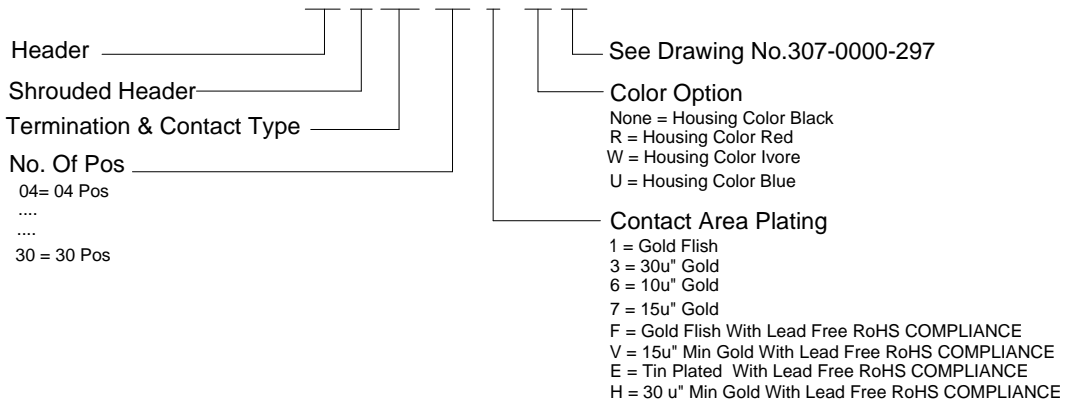
ORDERING INFORMATION

See The Attachment I

See The Attachment II

See The Attachment I :

PRODUCT NO.: HL20***-***



See The Attachment II :

HL2030*-***	60	83.82 [3.303]	81.28 [3.202]	73.66 [2.902]	80.77 [3.182]
HL2025*-***	50	71.12 [2.802]	68.58 [2.702]	60.96 [2.402]	68.07 [2.682]
HL2022*-***	44	63.50 [2.502]	50.96 [2.008]	53.34 [2.102]	60.45 [2.382]
HL2021*-***	42	60.96 [2.402]	58.42 [2.302]	50.80 [2.002]	57.91 [2.282]
HL2020*-***	40	58.42 [2.302]	55.88 [2.202]	48.26 [1.901]	55.37 [2.182]
HL2017*-***	34	50.80 [2.002]	48.26 [1.901]	40.64 [1.601]	47.75 [1.881]
HL2015*-***	30	45.72 [1.801]	43.18 [1.701]	35.56 [1.401]	42.67 [1.681]
HL2013*-***	26	40.64 [1.601]	38.10 [1.501]	30.48 [1.201]	37.59 [1.481]
HL2010*-***	20	33.02 [1.301]	30.48 [1.201]	22.86 [.901]	29.97 [1.181]
HL2009*-***	18	30.48 [1.201]	27.94 [1.101]	20.32 [.801]	27.43 [1.081]
HL2008*-***	16	27.94 [1.101]	25.40 [1.001]	17.78 [.701]	24.89 [.981]
HL2007*-***	14	25.40 [1.001]	22.86 [.901]	15.24 [.600]	22.35 [.881]
HL2006*-***	12	22.86 [.901]	20.32 [.801]	12.07 [.476]	19.81 [.781]
HL2005*-***	10	20.32 [.801]	17.76 [.700]	10.16 [.400]	17.27 [.680]
HL2004*-***	08	17.78 [.701]	10.16 [.400]	7.62 [.300]	14.73 [.580]
P/N	POS.	DIM. A	DIM. B	DIM. C	DIM. D

H L NN NN N - (X) (XX) XN

(1)

(2)

CODE	DESCRIPTION
NONE	STANDARD PRODUCT
D0	1st PIN IS REMOVED
D1	LAST PIN IS REMOVED
D2	20th PIN IS REMOVED
D3	21th PIN IS REMOVED
D4	8th PIN IS REMOVED
D6	25th PIN IS REMOVED
D7	26th PIN IS REMOVED
D8	28th PIN IS REMOVED
D9	15th PIN IS REMOVED
E2	22th PIN IS REMOVED
E3	30th PIN IS REMOVED
E4	38th PIN IS REMOVED
P0	4th PIN IS REMOVED
P1	6th PIN IS REMOVED
P3	7th PIN IS REMOVED
P4	5th PIN IS REMOVED
P5	10th PIN IS REMOVED
P6	2nd PIN IS REMOVED
P7	3rd PIN IS REMOVED
P8	17th PIN IS REMOVED
P9	9th PIN IS REMOVED
L1	12th PIN IS REMOVED
L3	32th PIN IS REMOVED
L5	18th PIN IS REMOVED
L6	14th PIN IS REMOVED
L7	16th PIN IS REMOVED
L8	1st&2nd&3rd&4th&14th&15th &16th PIN IS REMOVED
L9	25th PIN IS REMOVED
T2	3rd,25th,26th PIN IS REMOVED
T3	8th & LAST PINS ARE REMOVED
T4	3rd,19th,20th&29th PINS ARE REMOVED
T5	8th & 9th PINS ARE REMOVED
T6	3rd & the last PINS ARE REMOVED
T7	8th & 19th PINS ARE REMOVED
T8	30th & 32th PINS ARE REMOVED
T9	25th,27th & 28th PINS ARE REMOVED
U0	3rd,5th,7th &9th PINS ARE REMOVED
U1	3rd & 5th PINS ARE REMOVED
U2	11th PIN IS REMOVED
U3	19th PIN IS REMOVED
U4	13th PIN IS REMOVED
U5	13th,15th &16th PIN IS REMOVED

CODE	DESCRIPTION
NONE	STANDARD PRODUCT
U6	4th & 7th PINS ARE REMOVED
U7	8th & 13th PINS ARE REMOVED
U8	4th 5th & 6th PINS ARE REMOVED
U9	1st & 11 pins are removed.

REMARK: (1) NONE: STANDARD PRODUCT
 (X): TO BE SPECIFIED ON CORREL. CUSTOMER DWG
 (2) NONE: STANDARD PRODUCT (COLOR BLACK)
 K: THE FIRST & LAST PAIRS OF TERMINALS
 ARE DEFORMED WITH KINKS
 W: HOUSING COLOR IVORY, PANTONE WARM GRAY 1C
 U: HOUSING COLOR BLUE, PANTONE2935C
 R: HOUSING COLOR RED, PANTONE 199C
 G: HOUSING COLOR GREEN, PANTONE 346U
 KW: THE FIRST & LAST PAIRS OF TERMINALS
 ARE DEFORMED WITH KINKS, HOUSING
 K3: THE FIRST & LAST PAIRS OF TERMINALS
 ARE DEFORMED WITH KINKS (SPECIAL MODIFICATION CODE)
 (3) FOR REMOVED PIN(S) LOCATED AT FIRST OR LAST PAIR,KINK
 POSITION(S) SHOULD BE CHANGED TO THE NEAREST PAIR